

Quick reference CALLISTO





Quick reference CALLISTO

Manufacturer: ETNA Vending Technologies b.v.
P.O. Box 200
7130 AE Lichtenvoorde
The Netherlands

Distributor:

© ETNA Vending Technologies b.v.

Articlecode: 968135001
Status: 3
Revision: 0

Quick reference CALLISTO

1	SERVICE AND PROGRAMMING	4
2	CONTAINER LAYOUT.....	8
3	ERROR CODES AND MESSAGES.....	9
4	CIRCUIT DIAGRAM.....	10
5	NOTE	11

1 SERVICE AND PROGRAMMING

The next steps will give access to the service- and programming menu.



Faults may occur if the incorrect settings are used.

Functions of the buttons

The # button on the service panel opens the menu. Enter the menu after pressing the pincode for level 1(service, 4321) or 2 (programming, 4231).

The **buttons of drink 2 (+) and 3 (-)** on the selection panel enables you to scroll through the menus from top to bottom and increase or decrease the values. Enter a setting and confirm the change with drink **button 4**.

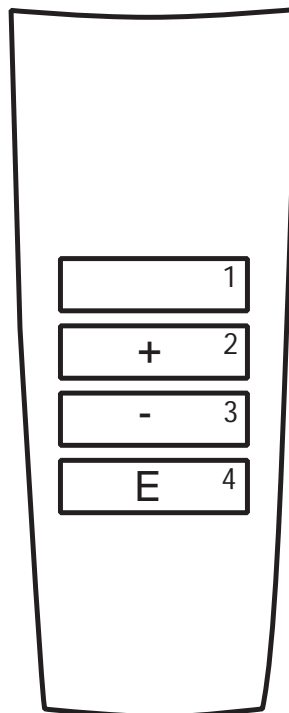


Figure 1-1 Selection panel

Quick reference CALLISTO


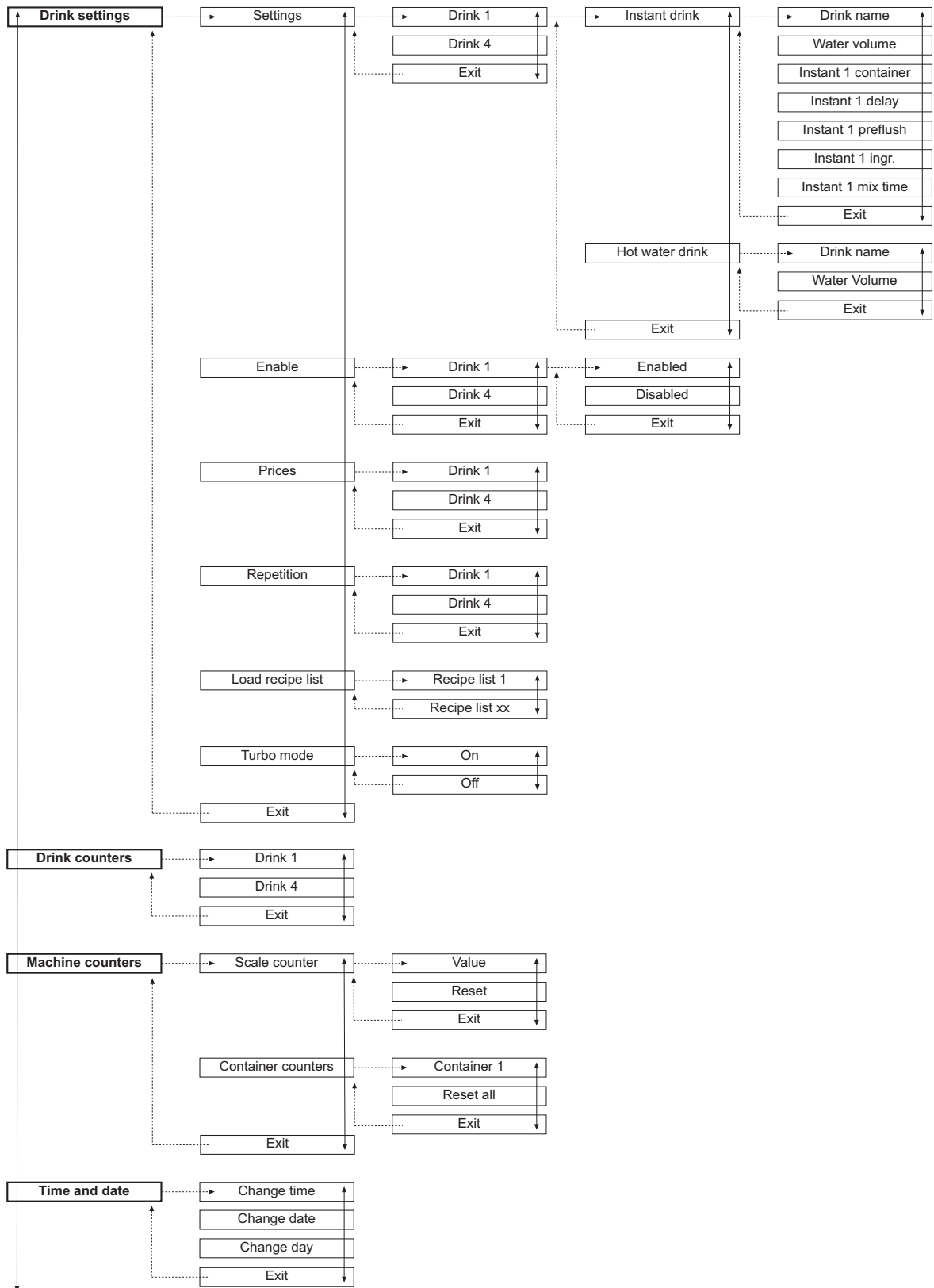
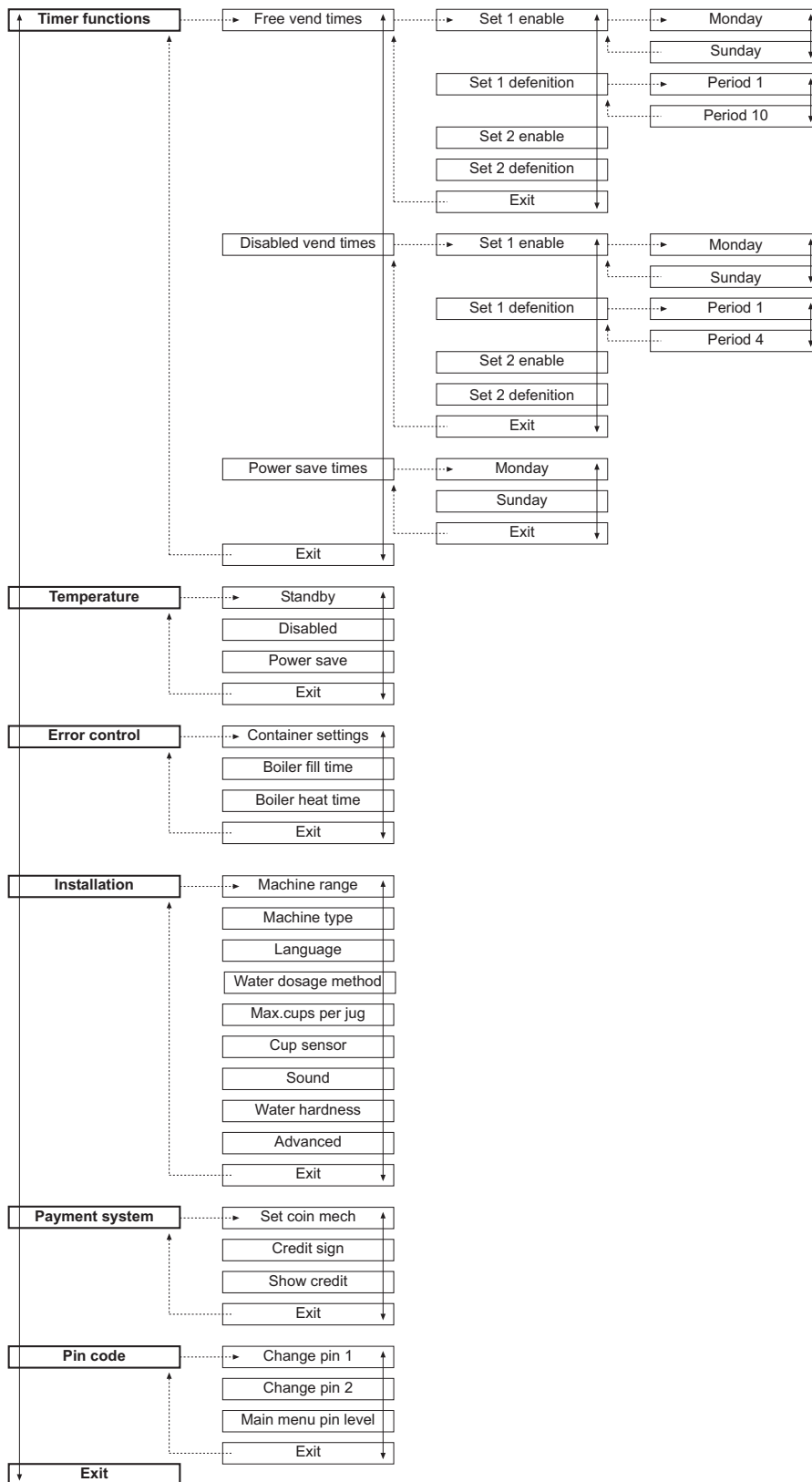


Figure 1-2 Service panel

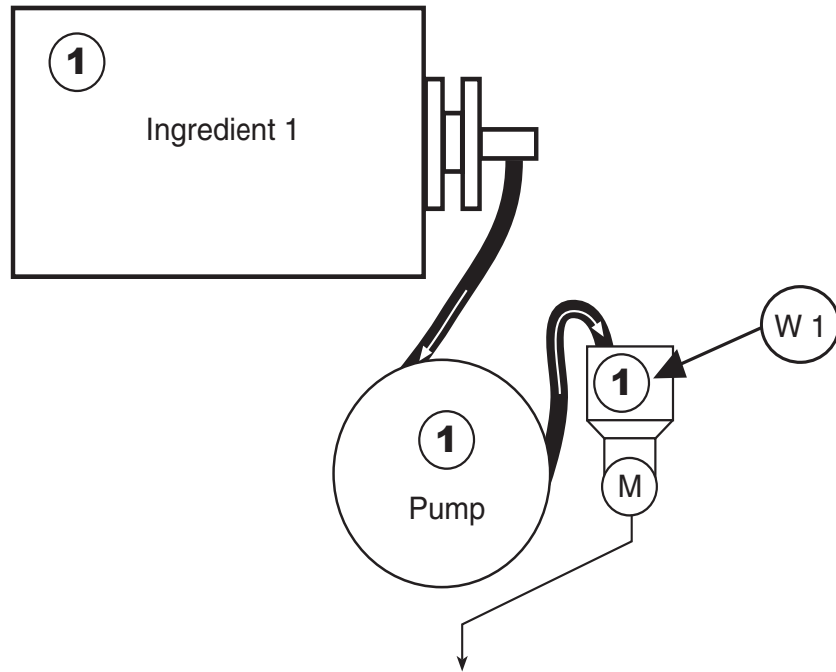
Panel	Function
1	Rinse instant 1
2	No function
3	Fill pump
4	No function
5	No function
6	Set free / paid vend
7	Reset ingredient counters
8	Read counters
9	No function
0	Clean valves
*	No function
#	Enter service menu / program menu, pin code 1 / 2



Quick reference CALLISTO



2 CONTAINER LAYOUT



3 ERROR CODES AND MESSAGES

When during normal operation a fault occurs an error code will appear in the display. The table below shows an overview of the error codes, the possible causes and the measures to be taken to rectify them.

Error message in the display	Cause	“Solution”
Call your service organisation	Fatal error	Call service organisation
Boiler is filling up	Boiler level to low	Check water connection, water valve and water hose
		Machine with watertank: check level water and pump
Empty driptray	The driptray is full	Empty driptray
Boiler is heating	The boiler is below temperature	
Container empty	The container is empty	Replace container
Replace lime scale filter	Filter is near end of live	Replace filter

Maintenance message in the display	Cause
Rinsing mixer	The machine is rinsing the mixer
Cleaning valves	The machine is cleaning the valves

5 NOTE