

Quick reference MUNDO





Quick reference MUNDO

Manufacturer: ETNA Vending Technologies b.v.
P.O. Box 200
7130 AE Lichtenvoorde
The Netherlands

Distributor:

© ETNA Vending Technologies b.v.

Articlecode: 968134001
Status: 3
Revision: 0

Quick reference MUNDO

1	SERVICE AND PROGRAMMING	4
2	CONTAINER LAYOUT.....	8
3	ERROR CODES AND MAINTENANCE MESSAGES	9
4	CIRCUIT DIAGRAM.....	10
5	NOTE	12

1 SERVICE AND PROGRAMMING

The next steps will give access to the servicemenu.



Faults may occur if the incorrect settings are used.

Functions of the buttons

The # button on the service panel opens the menu. Enter the menu after pressing the pincode for level 1 or 2.

The **beverage buttons 2 (+) and button 3 (-) for Mundo 1, button 4 (+) and 5 (-) for Mundo 3** on the selection panel enables you to scroll through the menus from top to bottom and increase or decrease the values. **Enter the servicemenu item by pressing the button 4 (enter for Mundo 1) or 6 (enter for Mundo 3).** Select a setting and press the button 4 or 6 to enter and change the settings.

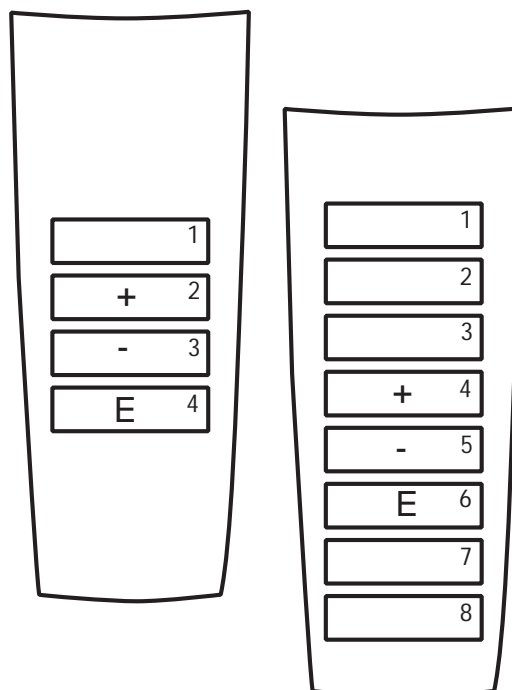


Figure 1-1 Selection panel


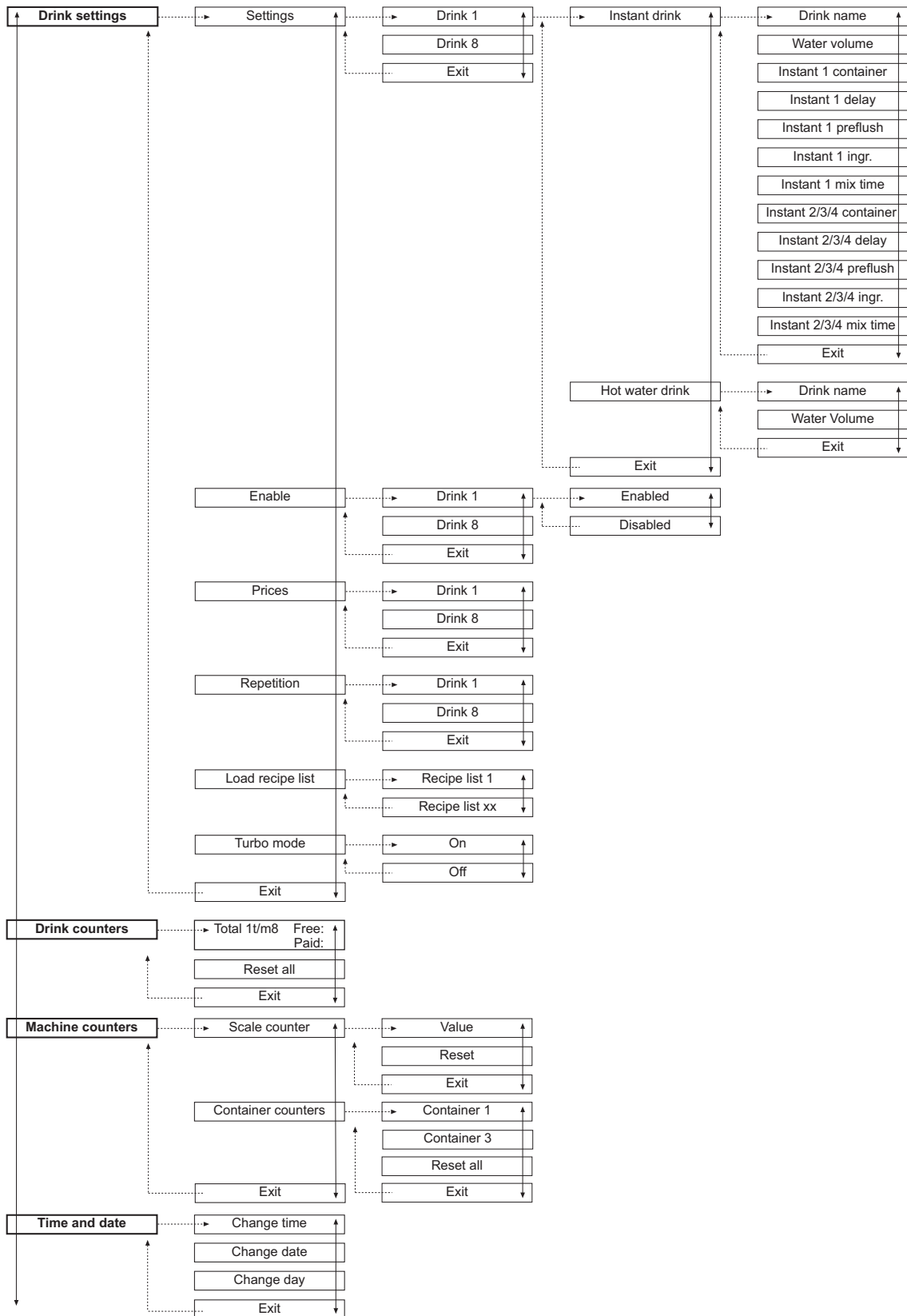
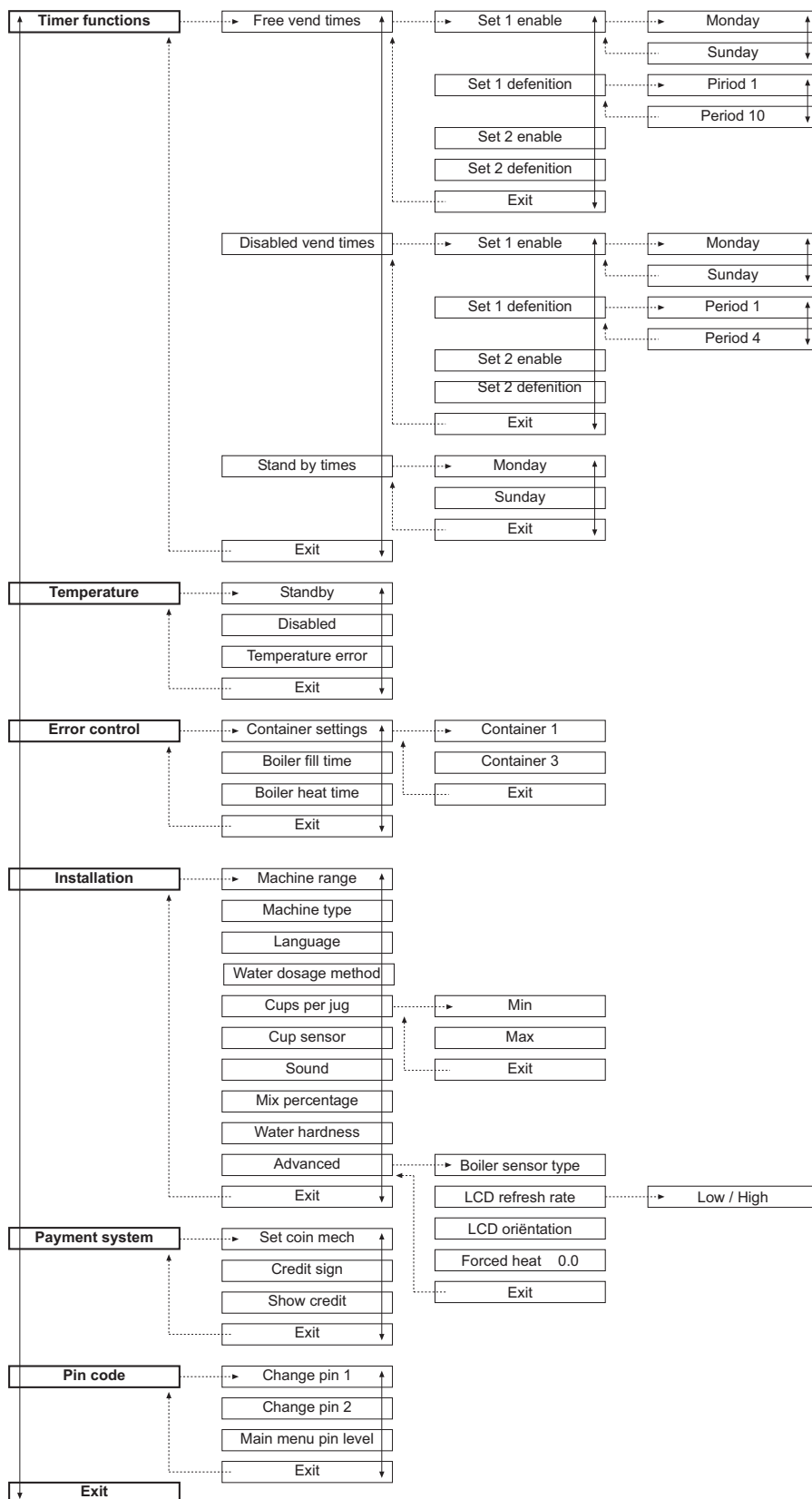


Figure 1-2 Service panel

Panel	Function
1	Rinse instant 1 (Mundo 1)
2	Rinse instant 2 (Mundo 3)
3	No function
4	No function
5	No function
6	Set free / paid vend
7	Reset ingredient counters
8	Read counters
9	No function
0	Clean valves
#	Enter program menu
*	Reset boiler heating





2 CONTAINER LAYOUT

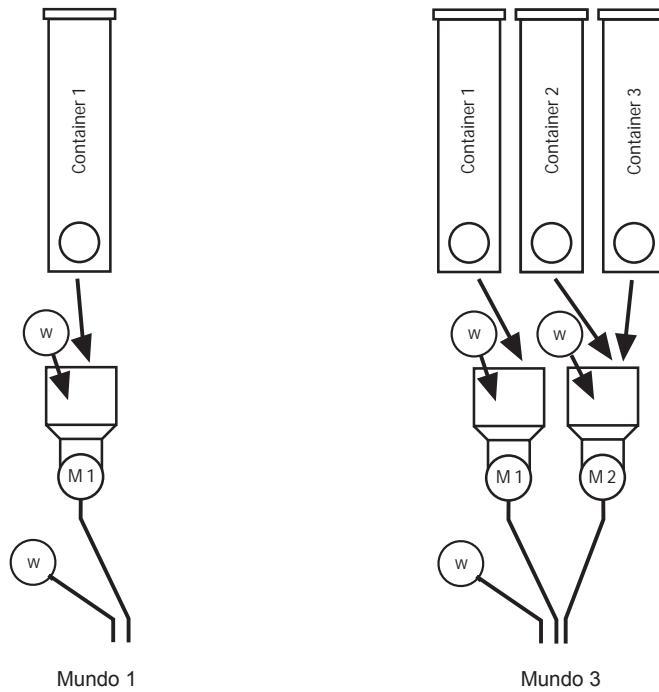


Figure 2-1 Container layout of the MUNDO

3 ERROR CODES AND MAINTENANCE MESSAGES

If a fault occurs during normal operation, an error code will appear in the display. The tables below shows an overview of the error codes and maintenance messages, the possible causes and the measures to be taken to rectify them.

Error message in the display	Cause	“Solution”
Call your service organisation	Fatal error	Call service organisation
Boiler filling	Filling at startup or level too low	
Empty driptray	The driptray is full	Empty driptray
Boiler is heating	The boiler temperature is too low	
Containers empty	One of the containers is empty	Fill container
Replace lime scale filter	Filter needs replacement	Replace filter

Maintenance message in the display	Cause
Rinsing mixer	The machine is rinsing the mixer
Cleaning valves	The machine is cleaning the valves

Remark	Possible cause / remedy
Taste of drink:	The container (ingredient) can be empty
	The mixer can be blocked, clean mixer
	Check the mixertime of the drink
	Check the temperature of the water
	The ingredient can be old, replace
Operating the machine:	Buttons are not working, the service or selection panel can be damaged
The software can't be altered:	Enter with the correct password
	The software is blocked, reset the machine by re-enter machine type (standard parameters)

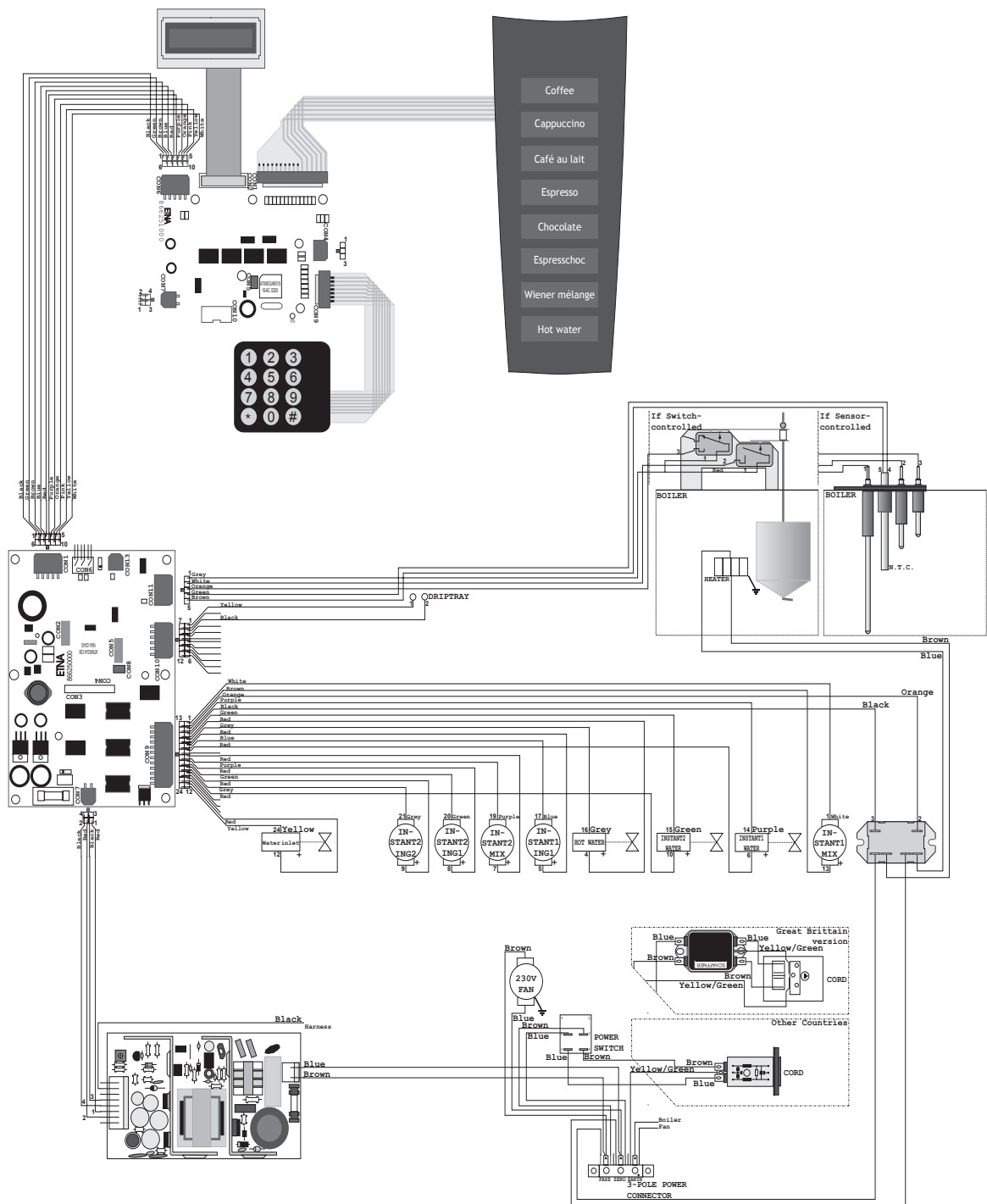


Figure 4-2 Circuit diagram Mundo 3

5 NOTE