

CINO XM-SM UK MENU CONFIGURATION

Button	1	2	3	4	5	6	7	8	9	10
Drinkname	sugar pre-select	Cappuccino	Latte Macchiato	Café au lait	Black Coffee	White Tea	Black Tea	Moccacino	Hot Chocolate	Cup Stop
Time Product 1		1.8	2.2	2.0	1.4			2.2		
start delay Product 1		6.5	7.0	1.0	2.0			6.0		
Time Product 2		1.0	1.0	1.0	1.0	1.0	1.0			
start delay Product 2		7.0	7.0	1.5	2.5	0.0	0.0			
Time Product 3		2.4	5.4	2.5				2.2		
start delay Product 3		0.5	0.5	6.0				0.5		
Time Product 4								1.3	3.6	
Start delay product 4								1.5	1.0	
Time Product 5						1.7				
Start delay product 5						7.8				
Time Product 6						0.8	0.7			
Start delay product 6						5.5	5.5			
Time Water 1		4.8	2.4	4.7	9.0	2.5	2.5	3.4		
start delay water 1		6.0	7.5	0.0	0.0	0.0	0.0	5.5		
Water flow 1		1	1	1	1	1	1	1		
Time Mixer 1		6.8	4.4	5.7	4.2	3.5	3.5	5.4		
start delay mixer 1		6.0	7.5	0.1	0.1	0.1	0.1	5.5		
speed mixer 1		0	0	0	0	0	0	0		
Time Water 2		4.8	7.0	4.5				4.8	8.0	
start delay water 2		0.0	0.0	5.5				0.0	0.0	
Water flow 2		1	1	1				1	1	
Time Mixer 2		6.8	6.0	6.1				4.8	10.0	
start delay mixer 2		0.1	4.0	5.5				0.1	0.1	
speed mixer 2		0	0	0				0	0	
Time Water 3						7.0	7.0			
start delay water 3						4.5	4.5			
Water flow 3						1	1			
Time Mixer 3						2.0	6.0			
start delay mixer 3						5.0	4.6			
speed mixer 3						0	0			
Jug Quantity		1	1	1	1	1	1	1	1	
Selection Name		1	8	5	7	13	19	4	10	

Arrangement of the product containers:

Product 1 coffee

- Short dosing spiral
- dosing motor 85 rpm
- low product chute (light red catch)

Product 2 sugar

- Short dosing spiral
- dosing motor 85 rpm
- low product chute (light red catch)

Product 3 Topping

- Short dosing spiral
- dosing motor 85 rpm
- low product chute (light red catch)

Product 4 Chocolate

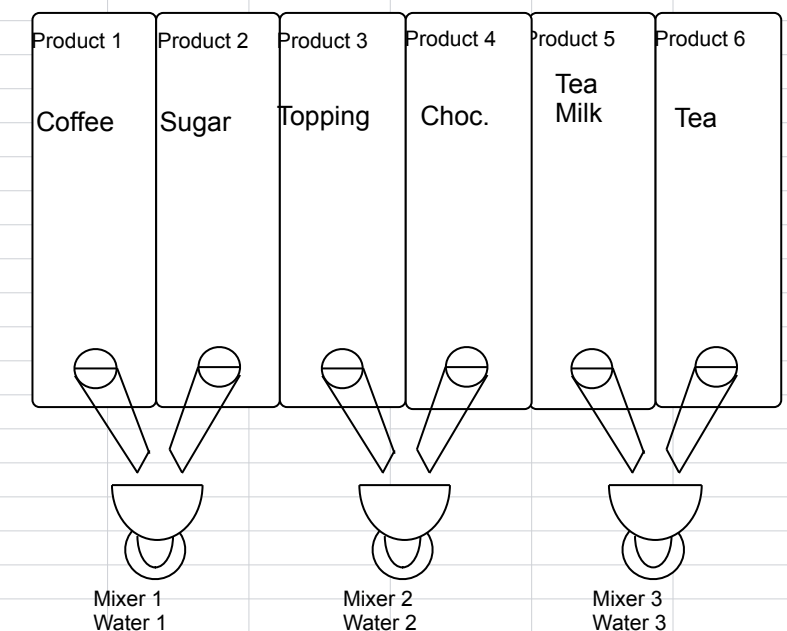
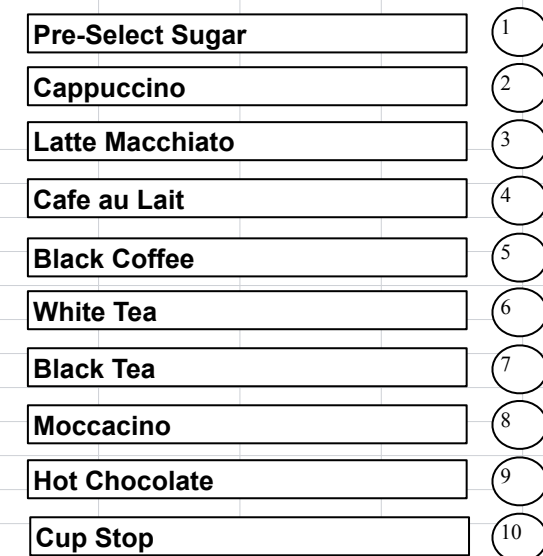
- Long dosing spiral
- dosing motor 85 rpm
- high product chute (dark red catch)

Product 5 Tea Milk

- Short dosing spiral
- dosing motor 85 rpm
- low product chute (light red catch)

Product 6 Tea

- Long dosing spiral
- dosing motor 85 rpm
- low product chute (light red catch)



CINO XM-SM UK MENU CONFIGURATION

Button	1	2	3	4	5	6	7	8	9	10
Drinkname	sugar pre-select	Cappuccino	Latte Macchiato	Café au lait	Black Coffee	White Tea	Black Tea	Moccacino	Hot Chocolate	Cup Stop
Time Product 1		1.8	2.2	2.0	1.4			2.2		
start delay Product 1		6.5	7.0	1.0	2.0			6.0		
Time Product 2		1.0	1.0	1.0	1.0	1.0	1.0			
start delay Product 2		7.0	7.0	1.5	2.5	0.0	0.0			
Time Product 3		2.4	5.4	2.5				2.2		
start delay Product 3		0.5	0.5	6.0				0.5		
Time Product 4								1.3	3.6	
Start delay product 4								1.5	1.0	
Time Product 5						1.7				
Start delay product 5						7.8				
Time Product 6						0.8	0.7			
Start delay product 6						5.5	5.5			
Time Water 1		4.8	1.4	3.7	8.0	2.5	2.5	3.4		
start delay water 1		6.0	7.5	0.0	0.0	0.0	0.0	5.5		
Water flow 1		1	1	1	1	1	1	1		
Time Mixer 1		6.8	3.4	5.7	4.2	3.5	3.5	5.4		
start delay mixer 1		6.0	7.5	0.1	0.1	0.1	0.1	5.5		
speed mixer 1		0	0	0	0	0	0	0		
Time Water 2		4.8	6.2	4.1				3.8	8.0	
start delay water 2		0.0	0.0	5.5				0.0	0.0	
Water flow 2		1	1	1				1	1	
Time Mixer 2		6.8	5.5	6.1				4.8	10.0	
start delay mixer 2		0.1	4.0	5.5				0.1	0.1	
speed mixer 2		0	0	0				0	0	
Time Water 3						7.0	7.0			
start delay water 3						4.5	4.5			
Water flow 3						1	1			
Time Mixer 3						2.0	6.0			
start delay mixer 3						5.0	4.6			
speed mixer 3						0	0			
Jug Quantity		1	1	1	1	1	1	1	1	
Selection Name		1	8	5	7	13	19	4	10	

Arrangement of the product containers:

Product 1 coffee

- Short dosing spiral
- dosing motor 85 rpm
- low product chute (light red catch)

Product 2 sugar

- Short dosing spiral
- dosing motor 85 rpm
- low product chute (light red catch)

Product 3 Topping

- Short dosing spiral
- dosing motor 85 rpm
- low product chute (light red catch)

Product 4 Chocolate

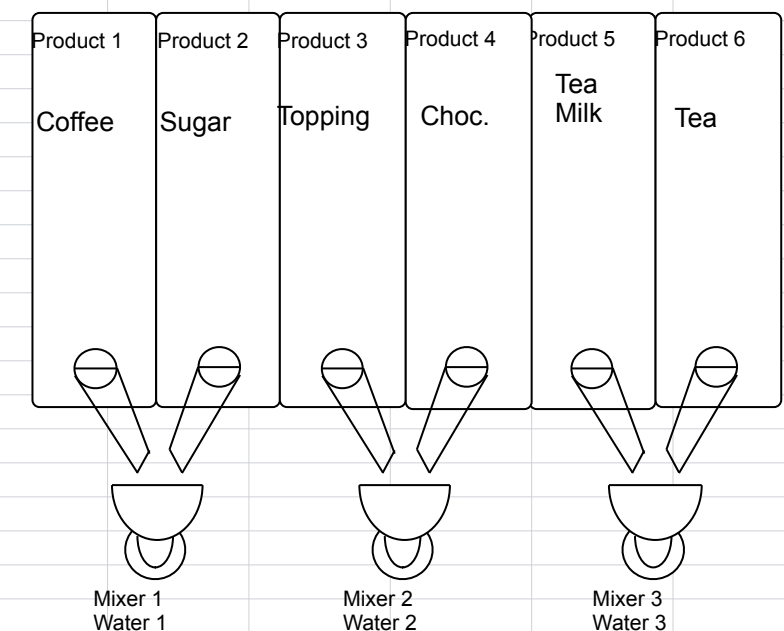
- Long dosing spiral
- dosing motor 85 rpm
- high product chute (dark red catch)

Product 5 Tea Milk

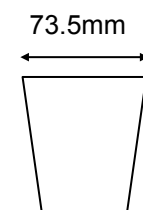
- Short dosing spiral
- dosing motor 85 rpm
- low product chute (light red catch)

Product 6 Tea

- Long dosing spiral
- dosing motor 85 rpm
- low product chute (light red catch)



Cup dropper must be for the 73.5mm cup rim (7oz squat)



CINO XM-PB UK MENU CONFIGURATION

Button	1	2	3	4	5	6	7	8	9	10
Drinkname	sugar pre-select	Cappuccino	Latte Macchiato	Café au lait	Black Coffee	White Tea	Black Tea	Moccacino	Hot Chocolate	Cup Stop
Coffee water		42	30	66	108	0	0	4.2	0	
coffee sequence		after	after	before				before		
Time Product 1		1.0	1.0	1.0	1.0	1.0	1.0			
start delay Product 1		0.0	0.0	0.0	0.0	0.0	0.0			
Time Product 2								1.4	5.2	
start delay Product 2								2.0	2.0	
Time Product 3		3.6	6.0	3.2		1.8		3.2		
start delay Product 3		1.0	0.5	1.0		7.5		1.0		
Time Product 4						0.8	0.8			
Start delay product 4						0.0	0.0			
Time Water 1		6.0	7.2	3.6		3.6		6.0	9.6	
start delay water 1		0.0	0.0	0.0		7.5		0.0	0.0	
Water flow 1		0	0	0		0		0	0	
Time Mixer 1		8.0	6.0	5.6				8.0	11.6	
start delay mixer 1		0.1	4.5	0.1				0.1	0.1	
speed mixer 1		0	0	0				0	0	
Time Water 2						6.5	10.0			
start delay water 2						0.0	0.0			
Water flow 2						0	0			
Time Mixer 2						8.5	12.0			
start delay mixer 2						0.0	0.0			
speed mixer 2						0	0			
Jug Quantity		1	1	1	1	1	1	1	1	
Selection Name		1	8	5	7	13	19	4	10	

Arrangement of the product containers:

Product 1 Sugar

- Short dosing spiral
- dosing motor 85 rpm
- low product chute (light red catch)

Product 2 Chocolate

- Long dosing spiral
- dosing motor 85 rpm
- high product chute (dark red catch)

Product 3 Topping

- Short dosing spiral
- dosing motor 85 rpm
- low product chute (light red catch)

Product 4 Tea

- Long dosing spiral
- dosing motor 85 rpm
- low product chute (light red catch)

Pre-Select Sugar



Cappuccino



Latte Macchiato



Cafe au Lait



Black Coffee



White Tea



Black Tea



Moccacino



Hot Chocolate



Cup Stop



Cup dropper must be for the 73.5mm cup rim (7oz squat)

73.5mm

