

○ cino xs grande

presso-bean



Schema elettrico

allegato al distributore automatico

Schema électrique

annexe au distributeur automatique

Esquema electrico

alegado al distribuidor automatico

Electrical plan

enclosure to the automatic vending machine

Schaltplan

des automaten

MAN SCH1023700000 Rev. 00 15/09/2008

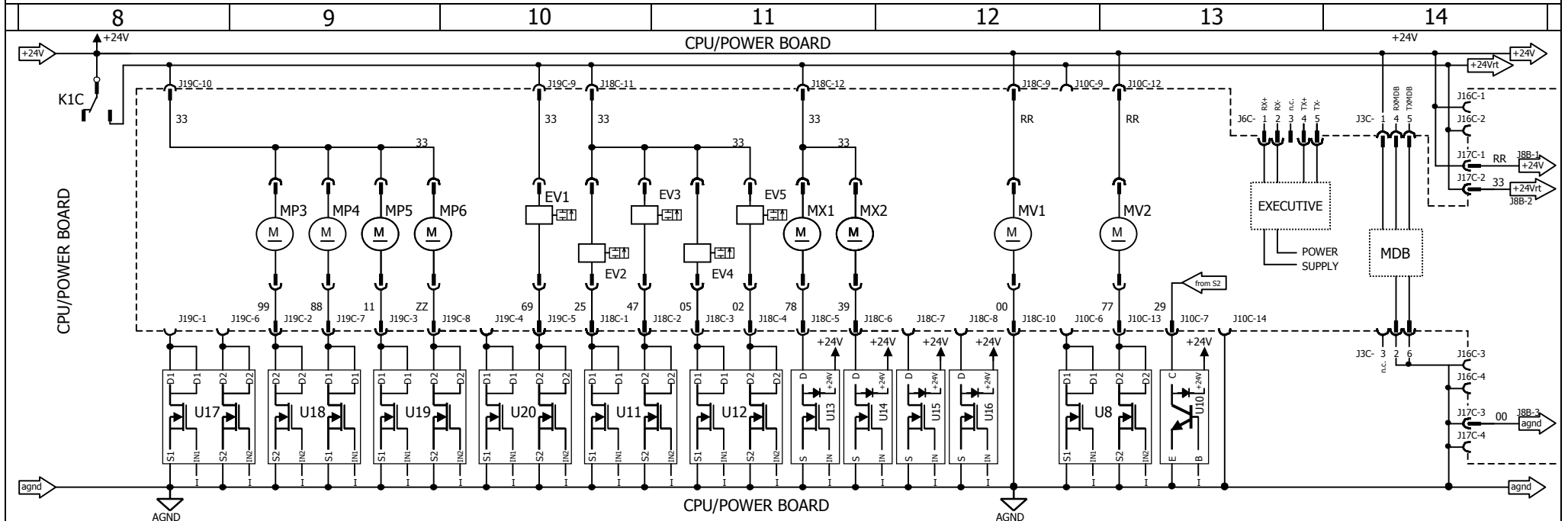
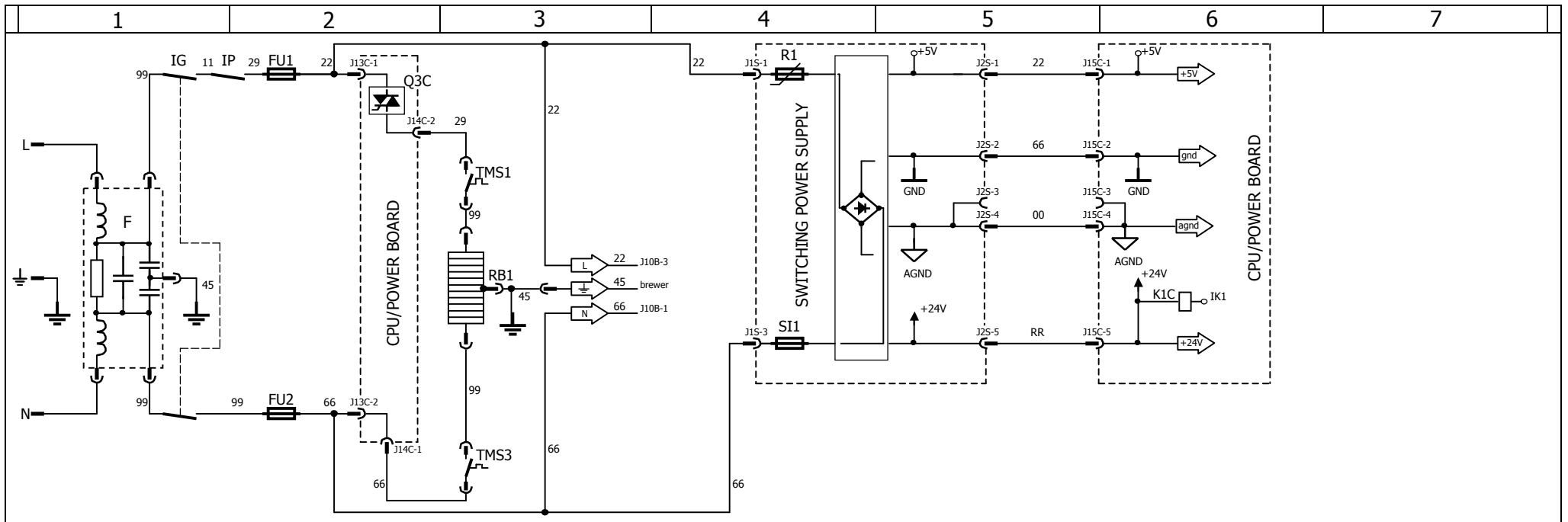
Schema elettrico EL 210 00 002


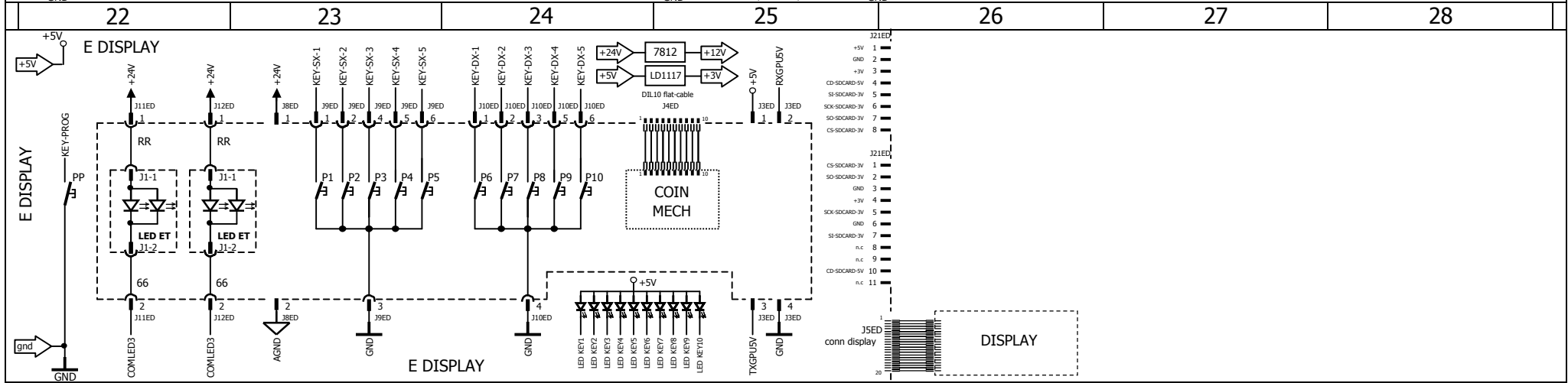
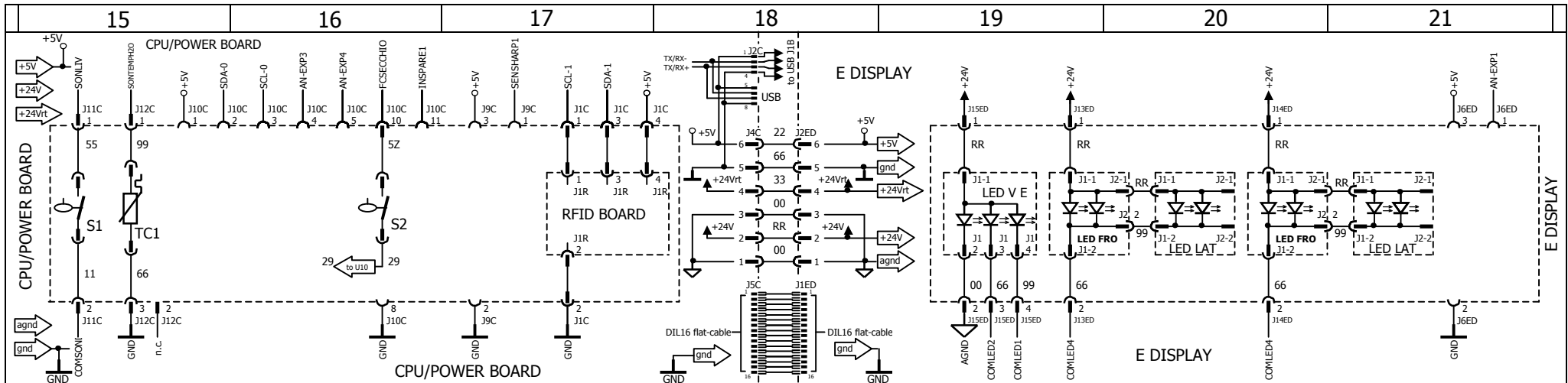
Schema électrique EL 210 00 002


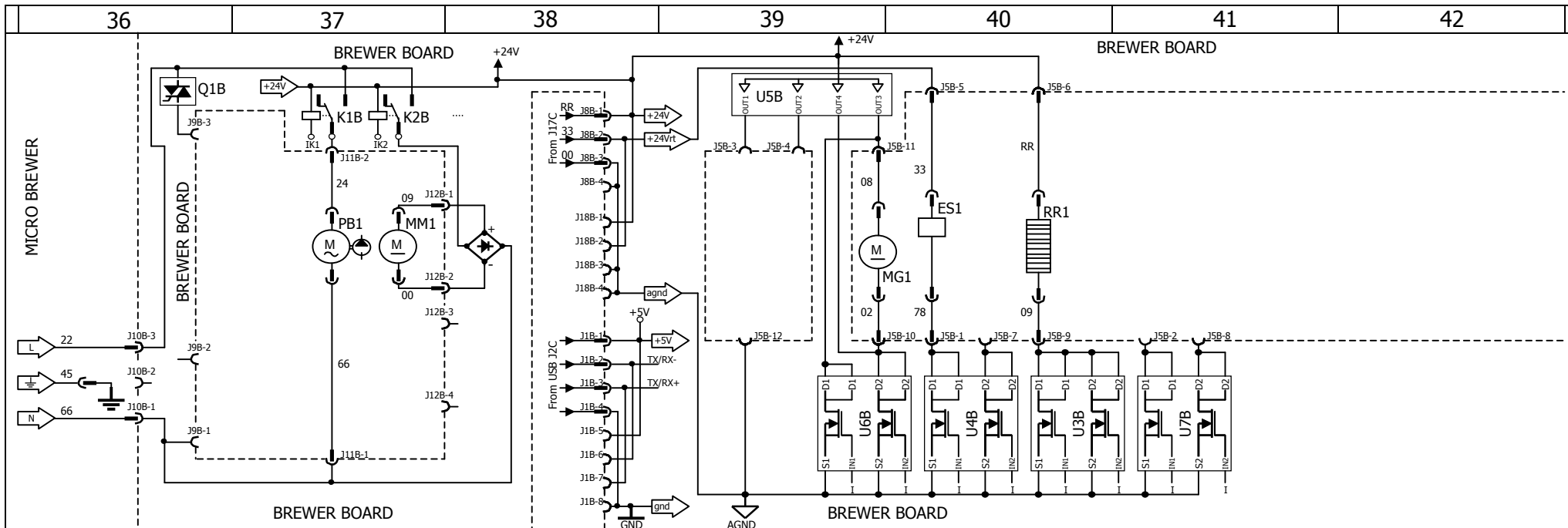
Esquema electrico EL 210 00 002

Electrical scheme EL 210 00 002

Elektrische schaltplan EL 210 00 002







rheavendors Via Trieste, 49 - 21042 Caronno P.lla (VA) ITALIA	SCHEMA N°: EL 210.00.002	pag: 3/4 DATA: 15/09/08	0=NERO 1=MARRONE 2=ROSSO 3=ARANCIO 4=GIALLO 5=VERDE 6=BLU 7=VIOLA 8=GRIGIO 9=BIANCO R=ROSA Z=AZZURRO 0=BLACK 1=BROWN 2=RED 3=ORANGE 4=YELLOW 5=GREEN 6=BLUE 7=VIOLET 8=GREY 9=WHITE R=PINK Z=LIGHT BLUE 0=NOIR 1=MARRON 2=ROUGE 3=ORANGE 4=JAUNE 5=VERT 6=BLEU 7=VIOLET 8=GRIS 9=BLANC R=ROSE Z=BLEU CLAIR 0=NEGRO 1=MARRON 2=ROJO 3=ANARANJA 4=AMARILLO 5=VERDE 6=OSCURO 7=VIOLETA 8=GRIS 9=BLANCO R=ROSA Z=AZUL CLARO 0=SCHWARZ 1=BRAUN 2=ROT 3=ORANGE 4=GELB 5=GRÜN 6=BLAU 7=VIOLETT 8=GRAU 9=WEISS R=ROSA Z=HELL BLAU Rheavendors S.p.A. si riserva a termini di legge la proprietà del presente disegno con divieto di produrlo o divulgarlo senza sua previa autorizzazione
	MODELLO: cino xs grande	DISEGNATO: M. Pizzo	
	VERSIONE: presso-bean	APPROVATO:	

LEGENDA SCHEMA ELETTRICO - LEGENDE DU SCHEMA ELECTRIQUE - LEYENDA ESQUEMA ELECTRICO - ELECTRICAL PLAN LIST - SCHALTPLAN LEGENDE

SIGLA	DENOMINAZIONE	SIGLE	APPELLATION DES PIECES	SIGLA	DENOMINACIÓN COMPONENTE	CODE	PART DESCRIPTION	KODE	BENENNUNG
CV1	contatore volumetrico	CV1	compteur volumetrique eau café	CV1	contador volumetrico agua café	CV1	coffee water volumetric counter	CV1	mikroschalter brüherzulaufschlauch
ES1	elettromagnete dosatore caffè	ES1	electroaimant doseur café	ES1	electroiman dosificator café	ES1	coffee doser electromagnet	ES1	zugmagnet dosierer
EV1	elettrovalvola ricarica acqua	EV1	electrovanne rechargement eau	EV1	electrovalvula recarga agua	EV1	water refilling solenoid valve	EV1	einlassventil wasser
EV2...4	elettrovalvola	EV2...4	electrovanne	EV2...4	electrovalvula	EV2...4	solenoid valve	EV2...4	ausslassventil
EV5	elettrovalvola infusione caffè	EV5	electrovanne infusion café	EV5	electrovalvula infusion café	EV5	coffee infusion water solenoid valve	EV5	ausslassventil kaffeewasser
F	filtro antidisturbo	F	filtre anti interference	F	filtro antidisturbio	F	anti-noise filter	F	entstorsfilter
FU1...2	fusibili 12A ritardati	FU1...2	fusibles 12A a retardement	FU1...2	fusibles 12A retardados	FU1...2	fuses 12A delayed	FU1...2	sicherung 12A träge
IG	interruttore generale	IG	interrupteur general	IG	interruptor general	IG	general switch	IG	hauptschalter
IP	interruttore sicurezza porta	IP	interrupteur securité porte	IP	interruptor seguridad puerta	IP	door safety switch	IP	türknotschalter
K1B...2B	relè attuatori 230V	K1B...2B	relais pour activeurs 230V	K1B...2B	relè por actuación 230V	K1B...2B	relays for actuators 230V	K1B...2B	relais für pumpe, mahlwerk motor
K1C	relè off attuatori 24V	K1C	relais off activeurs 24V	K1C	relè off actuación 24V	K1C	off 24V actuator relay	K1C	relais off 24V
MG1	motore gruppo caffè	MG1	moteur groupe café	MG1	motor grupo café	MG1	coffee brewer motor	MG1	brühermotor
MM1	motore macinino	MM1	moteur moulin a café	MM1	motor molinillo café	MM1	coffee grinder motor	MM1	mahlwerk motor
MP3...6	motore prodotti	MP3...6	moteur produits	MP3...6	motor productos	MP3...6	products motor	MP3...6	produktmotor
MV1...2	motore aspiratore	MV1...2	moteur aspirateur	MV1...2	motor aspirador	MV1...2	aspirator motor	MV1...2	umlüfter
MX1...2	motore frullatore	MX1...2	moteur mixeur	MX1...2	motor batidor	MX1...2	mixer motor	MX1...2	mixermotor
P1...10	pulsanti selezione bevande	P1...10	touches selection boissons	P1...10	teclas seleccion bebidas	P1...10	drinks selection buttons	P1...10	wahltaastatur getranke
PB1	pompa caldaia	PB1	pompe chaudiere	PB1	bomba caldera	PB1	boiler pump	PB1	boiler pumpe
PP	pulsante di programmazione	PP	touches abilitation programmation	PP	pulsador de programacion	PP	programming mode button	PP	programmiertaste
Q1B	non utilizzato	Q1B	pas utilisé	Q1B	no utilizado	Q1B	free	Q1B	nicht belegt
Q3C	regolatore temperatura caldaia	Q3C	thermostat chaudiere	Q3C	termostato caldera	Q3C	boiler thermostat	Q3C	thermostat boiler
R1	elemento ptc	R1	ptc	R1	ptc	R1	ptc device	R1	ptc
RB1	resistenza caldaia	RB1	resistance chaudiere	RB1	resistencia caldera	RB1	boiler resistance	RB1	heizelement boiler
RR1	resistenza gruppo caffè	RR1	resistance groupe café	RR1	resistencia grupo café	RR1	coffee brewer resistance	RR1	heizelement kaffebrüher
S1	switch livello acqua caldaia	S1	switch niveau eau chaudiere	S1	switch nivel agua caldera	S1	boiler water level switch	S1	wasserstandssonden behälter
S2	sonda livello secchio pieno	S2	sonde niveau seau plein	S2	sonda nivel maximo desechos	S2	full bucket level probe	S2	sonden abfülleimer voll
SD1	switch dose di caffè macinato	SD1	switch dose café moulu	SD1	switch dosis café molido	SD1	ground coffee dose switch	SD1	mikroschalter dosiererklappe
SI1	fusibile 6,3A ritardato	SI1	fusibles 6,3A a retardement	SI1	fusible 6,3A retardado	SI1	fuse 6,3A delayed	SI1	sicherung 6,3A träge (uß 5/24V)
SWP	switch presenza gruppo caffè	SWP	switch presence groupe café	SWP	switch presencia grupo café	SWP	coffee brewer presence switch	SWP	mikroschalter bohnenbehälter (taster)
SWR	switch posizione gruppo caffè	SWR	switch position groupe café	SWR	switch posición grupo café	SWR	coffee brewer rest position switch	SWR	positionsschalter brühermotor
TC1	sensore temperatura acqua caldaia	TC1	sensore temperature eau chaudiere	TC1	sensor temperatura agua caldera	TC1	boiler water temperature sensor	TC1	temperaturfühler boiler
TCB	sonda temperatura gruppo caffè	TCB	sensore temperature groupe café	TCB	sensor temperatura grupo café	TCB	coffee brewer temperature sensor	TCB	temperaturfühler brühermotor
TMS1...3	dispositivo termico sicurezza caldaia	TMS1...3	dispositif termique d'arret chaudiere	TMS1...3	interruptor termico seguridad caldera	TMS1...3	boiler interruption thermal device	TMS1...3	sicherheitstemperaturbegrenzer (stb)
U3B...7B	drivers per attuatori a 24V	U3B...7B	drivers pour activeurs 24V	U3B...7B	drivers por actuación 24V	U3B...7B	drivers for actuators 24V	U3B...7B	drivers für kaffebrüher
U8...20	drivers per attuatori a 24V	U8...20	drivers pour activeurs 24V	U8...20	drivers por actuación 24V	U8...20	drivers for actuators 24V	U8...20	drivers für produktmotor, mixermotor

rheavendors 

Via Trieste, 49 - 21042 Caronno P.lia (VA) ITALIA

SCHEMA N°: **EL 210.00.002**
 MODELLO: **cino xs grande**
 VERSIONE: **presso-bean**

pag: **4/4** DATA: **15/09/08**
 DISEGNATO: **M. Pizzo**
 APPROVATO:

- 0=NERO
- 1=MARRONE
- 2=ROSSO
- 3=ARANCIO
- 4=GIALLO
- 5=VERDE
- 6=BLU
- 7=VIOLA
- 8=GRIGIO
- 9=BIANCO
- R=ROSA
- Z=AZZURRO
- 0=BLACK
- 1=BROWN
- 2=RED
- 3=ORANGE
- 4=YELLOW
- 5=GREEN
- 6=BLUE
- 7=VIOLET
- 8=GREY
- 9=WHITE
- R=PINK
- Z=LIGHT BLUE
- 0=NOIR
- 1=MARRON
- 2=ROUGE
- 3=ORANGE
- 4=JAUNE
- 5=VERT
- 6=BLEU
- 7=VIOLET
- 8=GRIS
- 9=BLANC
- R=ROSE
- Z=BLEU CLAIR

- 0=NEGRO
- 1=MARRON
- 2=ROJO
- 3=MARANJA
- 4=AMARILLO
- 5=VERDE
- 6=OSCURO
- 7=VIOLETA
- 8=GRIS
- 9=BLANCO
- R=ROSA
- Z=AZUL CLARO
- 0=SCHWARZ
- 1=BRAUN
- 2=ROT
- 3=ORANGE
- 4=GELB
- 5=GRÜN
- 6=BLAU
- 7=VIOLETT
- 8=GRAU
- 9=WEISS
- R=ROSA
- Z=HELL BLAU

Rheavendors S.p.A. si riserva a termini di legge la proprietà del presente disegno con divieto di produrlo o divulgarlo senza sua previa autorizzazione